



## SAFETY PRECAUTIONS


Be sure to read carefully the safety precautions given in data sheet and user's manual before operating the module and follow them.

The precautions explained here only apply to the high-speed counting module.

For safety precautions on the PLC system, see the GLOFA GM6 User's Manual.

A precaution is given with a hazard alert triangular symbol to call your attention, and precautions are represented as follows according to the degree of hazard.


 <b>WARNING</b>	⇒	If not provided with proper prevention, it can cause death or fatal injury or considerable loss of property.
 <b>CAUTION</b>	⇒	If not properly observed, it can cause a hazard situation to result in severe or slight injury or a loss of property.

 **CAUTION**

Both of two symbols indicate that an important content is mentioned, therefore, be sure to observe it.


Keep this manual handy for your quick reference in necessary.

### Design Precautions

 **CAUTION**

---


- Design a safety circuit in the outside of the PLC for system safety in case of disorder of the external power or PLC module body.
- Otherwise, it can cause injury due to wrong output or malfunction.

 **CAUTION**

---

- Do not run I/O signal lines near to high voltage line or power line. Separate them as 100 mm or more as possible.
- Otherwise, noise can cause module malfunction.

### Installation Precautions

 **CAUTION**

---

- Operate the PLC in the environment conditions given in the general specifications.
- If operated in other environment not specified in the general specifications, it can cause an electric shock, a fire, malfunction or damage or degradation of the module
- Make sure the module fixing projections is inserted into the module fixing hole and fixed.
- Improper installation of the module can cause malfunction, disorder or falling.

## Wiring Precautions



- When grounding a FG terminal, be sure to provide class 3 grounding which is dedicated to the PLC.
- Before the PLC wiring, be sure to check the rated voltage and terminal arrangement for the module and observe them correctly.  
If a different power, not of the rated voltage, is applied or wrong wiring is provided, it can cause a fire or disorder of the module.
- Drive the terminal screws firmly to the defined torque.  
If loosely driven, it can cause short circuit, a fire or malfunction.
- Be careful that any foreign materials like wire scraps should not enter into the module.  
It can cause a fire, disorder or malfunction.

## Test Run and Maintenance Precautions

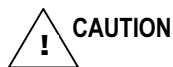


- Do not contact the terminals while the power is applied.  
It can cause malfunction.
- When cleaning or driving a terminal screw, perform them after the power has been turned off
- Do not perform works while the power is applied, which can cause disorder or malfunction.



- Do not separate the module from the printed circuit board(PCB), or do not remodel the module.  
They can cause disorder, malfunction, damage of the module or a fire.  
When mounting or dismantling the module, perform them after the power has been turned off.
- Do not perform works while the power is applied, which can cause disorder or malfunction.

## Waste Disposal Precautions



- When disposing the module, do it as an industrial waste.